

























28 Lulu-3 3,4x2,4

ID	Name	Height	Width	Length	Qty	3D Front Axonometry	
FBE	Floor bearer	28	60	3200	4		—
A01	Wall A	135	28	2174	11		
A02	Wall A	135	28	366	17		
A03	Wall A	135	28	298	3		
A04	Wall A	135	28	3400	1		
A05	Wall A	135	28	3400	1		
A06	Wall A	68	28	3400	1		
B01	Wall B	135	28	3400	15		
B02	Wall B	135	28	3400	1		
C01	Wall C	68	28	2400	1		
C02	Wall C	135	28	2400	10		
C03	Wall C	135	28	2400	1		
C04	Wall C	135	28	845	4		
C05	Wall C	135	28	2400	1		
D01	Wall D	68	28	2400	1		
D02	Wall D	135	28	2400	14		
EXTRA01	Wall extra	135	28	3400	1		
GBL01	Gable ends	135	28	2500	2		
GBL02	Gable ends	135	28	2500	2		
PR-1	Purlin	140	44	3400	2		
RB	Roof board	19	135/110/87	2501	26/32/40		—
FB	Floor board	19	135/110/87	2139	24/30/37		—
TRIM	Trim	22	28		12 m		

WB	Windboard	28	135	2500	4		
WB	Windboard	28	135	3456	4		
WBD	Windboard	25	30	2496	2		
WBD	Windboard	25	30	3456	2		
BEAM-1	Beam	100	44	202	3		
BEAM-2	Beam	100	44	202	3		
STRM-BR	Storm braces	47	28	1980	4		
Installation kit for assembly							
N01	Nail	---	2.5	40	350 (3*50+200)		
S-01	Screw	---	3	40	100		
S-03	Screw	---	5	100	5		
S-04	Screw	---	5	120	10		
SB	Washer	---	M10	---	8		
	Screw	---	8	50	8	