








































## 28 Lulu-1 2,4x1,2

ID	Name	Height	Width	Length	Qty	3D Front Axonometry	
FBE	Floor bearer	28	60	2200	3		-
A01	Wall A	135	28	1222	11		
A02	Wall A	135	28	318	17		
A03	Wall A	135	28	194	3		
A04	Wall A	135	28	2400	1		
A05	Wall A	135	28	2400	1		
A06	Wall A	68	28	2400	1		
B01	Wall B	135	28	2400	15		
B02	Wall B	135	28	2400	1		
C01	Wall C	68	28	1200	1		
C02	Wall C	135	28	1200	14		
D01	Wall D	68	28	1200	1		
D02	Wall D	135	28	1200	14		
Extra01	Wall Extra	135	28	2400	1		
GBL01	Gable ends	135	28	1300	2		
GBL02	Gable ends	135	28	1300	2		
PR	Purlin	140	44	2400	1		
RB	Roof board	19	135/110/87	1303	19/23/29		-
FB	Floor board	19	135/110/87	939	17/21/26		-
TRIM	Trim	22	28		7 m		
WB-1	Windboard	28	135	2456	4		-
WB-2	Windboard	28	135	1300	4		-
WBD-1	Windboard	25	30	2456	2		□
WBD-2	Windboard	25	30	1296	2		□
Beam-1	Beam	140	44	209	2		

Gaminama detalė 297mm reikia pripjausti

Beam-2	<b>Beam</b>	140	44	109	2		
STRM-BR	<b>Storm braces</b>	47	28	1980	4		
<b>Installation kit for assembly</b>							
N01	<b>Nail</b>	---	2,5	40	200		
S-01	<b>Screw</b>	---	3	40	50		
S-03	<b>Screw</b>	---	5	100	5		
S-04	<b>Screw</b>	---	5	120	10		
SB	<b>Washer</b>	---	M10	---	8		
	<b>Screw</b>	---	8	50	8	