



































28 Dalas 2,6x2,6

ID	Name	Height	Width	Length	Qty	3D Front Axonometry	
FBE	Floor bearer	28	60	2400	5		-
A01	Wall A	135	28	328	1		□
A02	Wall A	68	28	1412	1		□
A03	Wall A	135	28	328	13		□
A04	Wall A	135	28	1412	13		□
A05	Wall A	135	28	2600	1		□
A06	Wall A	135	28	2600	1		□
A07	Wall A	135	28	2600	1		□
B01	Wall B	135	28	2600	1		□
B02	Wall B	135	28	2600	15		□
B03	Wall B	68	28	2600	1		□
C01	Wall C	135	28	2600	8		□
C02	Wall C	135	28	945	14		□
D01	Wall D	135	28	2600	15		□
Extra01	Wall Extra	135	28	2600	1		□
GBL01	Gable ends	135	28	2700	2		□
GBL02	Gable ends	68	28	2472	2		□
PR	Purlin	140	44	2600	2		□
RB	Roof board	19	135/110/87	2701	20/25/31		-
FB	Floor boards	19	135/110/87	2339	18/22/28		-
TRIM	Trim	22	28		11 m		□
WB-1	Windboard	28	135	2753	4		-
WB-2	Windboard	28	135	2600	4		-
WBD-1	Windboard	25	30	2596	2		□
WBD-2	Windboard	25	30	2753	2		□
BEAM-1	Beam	140	44	204	3		□
BEAM-2	Beam	140	44	104	3		□
STRM-BR	Storm braces	47	28	1980	4		□
Installation kit for assembly							
N01	Nail	---	2.5	40	300 (2*50+200)		●
S-01	Screw	---	3	40	100		●
S-03	Screw	---	5	100	10		●
S-04	Screw	---	5	120	10		●
SB	Washer	---	M10		8		●
	Screw	---	8	50	8		●