

































































28 Lima 4,5x3

ID	Name	Height	Width	Length	Qty	3D Front Axonometry	
FBE-1	Floor bearer	28	60	4300	6		-
A01	Wall A	135	28	297	14		
A02	Wall A	135	28	795	14		
A03	Wall A	135	28	795	14		
A04	Wall A	135	28	4500	1		
A05	Wall A	135	28	4700	1		
B01	Wall B	135	28	4500	7		
B02	Wall B	135	28	297	6		
B03	Wall B	135	28	3000	5		
B04	Wall B	135	28	3000	1		
B05	Wall B	135	28	4700	1		
C01	Wall C	135	28	3000	1		
C02	Wall C	135	28	3000	7		
C03	Wall C	135	28	297	12		
C04	Wall C	135	28	297	6		
D01	Wall D	135	28	3000	1		
D02	Wall D	135	28	3000	13		
E01	Wall E	135	28	3000	1		
E02	Wall E	135	28	3000	13		
Extra	Wall Extra	135	28	4700	1		
GBL01	Wall GBL	135	28	3000	3		
GBL02	Wall GBL	135	28	2179	3		
GBL03	Wall GBL	135	28	793	3		
PR-1	Purlin	140	44	4700	2		
RB-1	Roof board	19	135/110/87	3316	36/44/55		-

Lima 4,5x3 28mm Packing list

FB-1	Floor board	19	135/110/87	2739	22/26/33		—
TB-1	Terrace board	115	28	2767	13		
TRIM	Trim	22	28		13 m'		
WBA	Windboard A	90	19	3554	2		
WBB	Windboard B	70	19	4700	2		
WBC	Windboard C	19	40	3554	2		—
WBD	Windboard D	25	30	4700	2		□
BEAM-1	Beam	68	44	1892	1		⌋
BEAM-2	Beam	68	44	1892	1		⌋
STRM-BR	Storm braces	47	28	1980	4		□
Installation kit for assembly							
N01	Nail	---	2,5	40	500		●
S-01	Screw	---	3	40	50		⊕
S-03	Screw	---	5	100	10		⊕
S-04	Screw	---	5	120	15 (10+5)		⊕
SB	Washer	---	M10	---	8		⊙
	Screw	---	8	50	8		⊕