









28 Edith 3x3

ID	Name	Height	Width	Length	Qty	3D Front Axonometry	
FBE-1	Floor bearer	28	60	2800	6		-
A01	Wall A	135	28	795	14		
A02	Wall A	135	28	795	14		
A03	Wall A	135	28	3000	1		
A04	Wall A	135	28	3200	1		
B01	Wall B	135	28	3000	13		
B02	Wall B	135	28	3200	1		
C01	Wall C	68	28	3000	1		
C02	Wall C	135	28	3000	13		
D01	Wall D	68	28	3000	1		
D02	Wall D	135	28	3000	13		
Extra01	Wall Extra	135	28	3200	1		
GBL01	Gable ends	135	28	3150	2		
GBL02	Gable ends	135	28	2571	2		
GBL03	Gable ends	135	28	1189	2		
PR-1	Purlin	140	44	3200	2		
RB-1	Roof board	19	87/110/135	3517	38/30/25		-
FB-1	Floor board	19	87/110/135	2739	33/26/21		-
TRIM	Trim	40	19		12 m'		
WBA	Windboard A	90	19	3755	2		
WBB	Windboard B	70	19	3200	2		
WBC	Windboard C	19	40	3755	2		-

WBD	Windboard D	25	30	3200	2		□
STRM-BR	Storm braces	47	28	1980	4		□
Installation kit for assembly							
N01	Nail	---	2,5	40	400 (200+200)		●
S-01	Nail	---	3	40	50		⊕
S-03	Screw	---	5	100	10		⊕
S-04	Screw	---	5	120	10		⊕
SB	Washer	---	M10	---	8		⊙
	Screw	---	8	50	8		⊕