























































28 Mantova 2,5x2

ID	Name	Height	Width	Length	Qty	3D Front Axonometry	
FBE-1	Floor bearer	28	60	2300	4		-
A01	Wall A	135	28	310	14		
A02	Wall A	135	28	1330	7		
A03	Wall A	135	28	310	7		
A04	Wall A	135	28	310	7		
B01	Wall B	135	28	2500	14		
C01	Wall C	68	28	2000	1		
C02	Wall C	135	28	2000	12		
C03	Wall C	135	28	2100	1		
C04	Wall C	135	28	2300	1		
D01	Wall D	68	28	2000	1		
D02	Wall D	135	28	2000	12		
D03	Wall D	135	28	2100	1		
D04	Wall D	135	28	2300	1		
Extra01	Wall Extra	135	28	2500	1		
GBL01	Gable ends	135	28	2500	2		
GBL02	Gable ends	135	28	1798	2		
GBL03	Gable ends	135	28	899	2		
PR-1	Purlin	140	44	2300	2		
PR-2	Purlin	140	44	2300	1		
RB-1	Roof board	19	87/110/135	1462	55/44/36		-

Mantova 2,5x2 28mm Packing list

FB-1	Floor board	19	87/110/135	1739	27/22/18		—
TRIM	Trim	40	19		9 m'		
WBA	Windboard A	90	19	1581	4		
WBB	Windboard B	70	19	2300	2		
WBC	Windboard C	19	40	1581	4		—
WBD	Windboard D	25	30	2300	2		□
WB-RMB	Rhombus	200	19	19	2		◇
STRM-BR	Storm braces	47	28	1980	4		□
Installation kit for assembly							
N01	Nail	---	2,5	40	300 (200+100)		●
S-01	Screw	---	3	40	50		⊕
S-03	Screw	---	5	100	5		⊕
S-04	Screw	---	5	120	10		⊕
SB	Washer	---	M10	---	8		
	Screw	---	8	50	8	