





































































28 Erna 2,5x3,4

| ID | Name | Height | Width | Length | Qty | 3D Front Axonometry | |
|---------|--------------|--------|------------|--------|----------|---|---|
| FBE-1 | Floor bearer | 28 | 60 | 3200 | 5 |  | - |
| A01 | Wall A | 68 | 28 | 428 | 1 |  |  |
| A02 | Wall A | 68 | 28 | 1562 | 1 |  |  |
| A03 | Wall A | 135 | 28 | 428 | 13 |  |  |
| A04 | Wall A | 135 | 28 | 1562 | 6 |  |  |
| A05 | Wall A | 135 | 28 | 424 | 7 |  |  |
| A06 | Wall A | 135 | 28 | 428 | 7 |  |  |
| A07 | Wall A | 135 | 28 | 3400 | 1 |  |  |
| A08 | Wall A | 135 | 28 | 3600 | 1 |  |  |
| B01 | Wall B | 68 | 28 | 3400 | 1 |  |  |
| B02 | Wall B | 135 | 28 | 3400 | 14 |  |  |
| B03 | Wall B | 135 | 28 | 3600 | 1 |  |  |
| C01 | Wall C | 135 | 28 | 2500 | 15 |  |  |
| D01 | Wall D | 135 | 28 | 2500 | 15 |  |  |
| Extra01 | Wall Extra | 135 | 28 | 3600 | 1 |  |  |
| GBL01 | Gable ends | 135 | 28 | 2500 | 2 |  |  |
| GBL02 | Gable ends | 135 | 28 | 1798 | 2 |  |  |
| GBL03 | Gable ends | 135 | 28 | 899 | 2 |  |  |
| PR-1 | Purlin | 140 | 44 | 3600 | 2 |  |  |
| PR-2 | Purlin | 140 | 44 | 3600 | 1 |  |  |
| RB-1 | Roof board | 19 | 87/110/135 | 1462 | 85/67/55 |  |  |

Erna 2,5x3,4 28mm Packing list

| | | | | | | | |
|--------------------------------------|--------------|-----|------------|------|-------------------|---|---|
| FB-1 | Floor board | 19 | 87/110/135 | 2239 | 37/29/24 |  |  |
| TRIM | Trim | 40 | 19 | | 13 m' |  | |
| WBA | Windboard A | 90 | 19 | 1581 | 4 |  |  |
| WBB | Windboard B | 70 | 19 | 3600 | 2 |  |  |
| WBC | Windboard C | 19 | 40 | 1581 | 4 |  |  |
| WBD | Windboard D | 25 | 30 | 3600 | 2 |  |  |
| WB-RMB | Rhombus | 200 | 19 | 19 | 2 |  |  |
| STRM-BR | Storm braces | 47 | 28 | 1980 | 4 |  |  |
| Installation kit for assembly | | | | | | | |
| N01 | Nail | --- | 2,5 | 40 | 450 (200*2+50) |  |  |
| S-01 | Screw | --- | 3 | 40 | 100 |  |  |
| S-03 | Screw | --- | 5 | 100 | 10 |  |  |
| S-04 | Screw | --- | 5 | 120 | 10 |  |  |
| SB | Washer | --- | M10 | --- | 8 |  |  |
| | Screw | --- | 8 | 50 | 8 |  |  |