











# 28 Bedford 2,2x3

ID	Name	Height	Width	Length	Qty	3D Front Axonometry	
FBE-1	Floor bearer	28	60	2000	5		-
A01	Wall A	135	28	395	14		
A02	Wall A	135	28	395	14		
B01	Wall B	135	28	2200	14		
C01	Wall C	68	28	3000	1		
C02	Wall C	135	28	3000	12		
C03	Wall C	135	28	3100	1		
C04	Wall C	135	28	3300	1		
D01	Wall D	68	28	3000	1		
D02	Wall D	135	28	3000	12		
D03	Wall D	135	28	3100	1		
D04	Wall D	135	28	3300	1		
Extra01	Wall Extra	135	28	3300	1		
GBL01	Gable ends	135	28	2200	2		
GBL02	Gable ends	135	28	1668	2		
GBL03	Gable ends	135	28	1112	2		
GBL04	Gable ends	135	28	556	2		
PR-1	Purlin	140	44	3300	1		
RB-1	Roof board	19	87/110/135	1390	77/61/50		-
FB-1	Floor board	19	87/110/135	2739	24/19/16		-
TRIM	Trim	40	19		11 m'		
WBA	Windboard A	90	19	1509	4		
WBB	Windboard B	70	19	3300	2		
WBC	Windboard C	19	40	1509	4		-
WBD	Windboard D	25	30	3300	2		-
WB-RMB	Rhombus	200	19	19	2		
STRM-BR	Storm braces	47	28	1980	4		

Installation kit for assembly							
N01	Nail	---	2,5	40	300 (200+50*2)		
S-01	Nail	---	3	40	50		
S-03	Screw	---	5	100	10		
S-04	Screw	---	5	120	10		
SB	Washer	---	M10	---	8		
	Screw	---	8	50	8	