











































































68 Pergola-Luna							
ID	Layer	Height	Width	Length	Qty	3D Front Axonometry	
FBE-1	Floor bearer	68	60	3800	2		
FBE-2	Floor bearer	68	60	2680	9		
001	Logs	68	68	3000	2		
002	Logs	135	68	568	80		
003	Logs	135	68	400	6		
004	Logs	135	68	3000	6		
005	Logs	135	68	3000	2		
006	Logs	135	68	818	8		
007	Logs	135	68	1068	8		
008	Logs	135	68	4000	4		
009	Logs	135	68	334	6		
010	Logs	135	68	4200	1		
011	Logs	135	68	4200	1		
Extra	Logs	135	68	3000	1		
A01	Logs skliautai	135	68	3000	1		
A02	Logs skliautai	135	68	2284	1		
A03	Logs skliautai	135	68	1523	1		
A04	Logs skliautai	135	68	763	1		
B01	Logs skliautai	135	68	3000	1		
B02	Logs skliautai	135	68	2284	1		

B03	Logs skliautai	135	68	1523	1		
B04	Logs skliautai	135	68	763	1		
PR-1	Purlin	140	68	4200	1		
PR-2	Purlin	140	68	4200	2		
RB	Roof board	19	135/110/87	1751	63/77/98		
TB	Terrace board	28	115	3659	25		
RL-1	Railing	90	19	1864	2		
RL-2	Railing	90	19	2864	1		
WBA	Windboard	113	19	1830	4		
WBB	Windboard	70	19	4200	2		
WBC	Windboard	19	40	1830	4		
WBD	Windboard	25	30	4200	2		
WB-RMB	Rhombus	200	19	19	2		
Instalation kit for assembly							
N01	Nail	---	2,5	40	300 (200+50*2)		
S-01	Screw	---	3	40	100		
T-01	Screw	---	5	60	350 (200+50*3)		
S-03	Screw	---	5	100	6		
S-04	Screw	---	5	120	30)10*3)	