











28 Alva 4x3

| ID | Name | Height | Width | Length | Qty | 3D Front Axonometry | |
|---------|--------------|--------|------------|--------|-----------|---------------------|---|
| FBE-1 | Floor bearer | 28 | 60 | 3800 | 6 | | - |
| A01 | Wall A | 135 | 28 | 2162 | 7 | | |
| A02 | Wall A | 135 | 28 | 428 | 14 | | |
| A03 | Wall A | 135 | 28 | 428 | 7 | | |
| A04 | Wall A | 135 | 28 | 424 | 7 | | |
| B01 | Wall B | 135 | 28 | 4000 | 14 | | |
| C01 | Wall C | 68 | 28 | 3000 | 1 | | |
| C02 | Wall C | 135 | 28 | 3000 | 6 | | |
| C03 | Wall C | 135 | 28 | 845 | 5 | | |
| C04 | Wall C | 135 | 28 | 845 | 7 | | |
| C05 | Wall C | 135 | 28 | 1245 | 1 | | |
| C06 | Wall C | 135 | 28 | 1745 | 1 | | |
| C07 | Wall C | 135 | 28 | 4400 | 1 | | |
| D01 | Wall D | 68 | 28 | 3000 | 1 | | |
| D02 | Wall D | 135 | 28 | 3000 | 11 | | |
| D03 | Wall D | 135 | 28 | 3400 | 1 | | |
| D04 | Wall D | 135 | 28 | 3900 | 1 | | |
| D05 | Wall D | 135 | 28 | 4400 | 1 | | |
| Extra01 | Wall E | 135 | 28 | 4400 | 1 | | |
| GBL01 | Gable ends | 135 | 28 | 4000 | 2 | | |
| GBL02 | Gable ends | 135 | 28 | 3213 | 2 | | |
| GBL03 | Gable ends | 135 | 28 | 2142 | 2 | | |
| GBL04 | Gable ends | 135 | 28 | 1071 | 2 | | |
| PR-1 | Purlin | 140 | 44 | 4400 | 2 | | |
| PR-2 | Purlin | 140 | 44 | 4400 | 1 | | |
| RB-1 | Roof board | 19 | 87/110/135 | 2217 | 103/82/67 | | - |
| FB-1 | Floor board | 19 | 87/110/135 | 2739 | 44/35/29 | | - |
| TRIM | Trim | 40 | 19 | | 15 m' | | |
| WBA | Windboard A | 90 | 19 | 2336 | 4 | | |
| WBB | Windboard B | 70 | 19 | 4400 | 2 | | |

Alva 4x3 28mm Packing list

| | | | | | | | |
|--------------------------------------|--------------|-----|-----|------|----------------|---|---|
| WBC | Windboard C | 19 | 40 | 2336 | 4 |  | - |
| WBD | Windboard D | 25 | 30 | 4400 | 2 |  | - |
| WB-RMB | Rhombus | 200 | 19 | 19 | 2 |  | ◆ |
| STRM-BR | Storm braces | 47 | 28 | 1980 | 4 |  | ■ |
| Installation kit for assembly | | | | | | | |
| NO1 | Nail | --- | 2,5 | 40 | 600 (500+2*50) |  | ● |
| S-01 | Nail | --- | 3 | 40 | 100 |  | ⊕ |
| S-03 | Screw | --- | 5 | 100 | 10 |  | ⊕ |
| S-04 | Screw | --- | 5 | 120 | 10 |  | ⊕ |
| SB | Washer | --- | M10 | --- | 8 |  | ○ |
| | Screw | --- | 8 | 50 | 8 |  | ⊕ |