































Pergola-Missy						
ID	Name	Height	Mat width	Length	Qty	3D Front Axonometry
PR-1	Purlin	140	44	3440	7	
PR-2	Purlin	140	68	3400	2	
BEAM-1	Beam	140	68	1030	2	
BEAM-2	Beam	140	68	1388	1	
BEAM-3	Beam	140	68	1388	1	
BEAM-4	Beam	140	68	2830	1	
BEAM-5	Beam	140	68	1388	1	
BEAM-6	Beam	140	68	1388	1	
RB	Roof board	19	110/87	3400	33/41	
FEN-1	Fence	44	28	2360	7	
FEN-2	Fence	44	28	2000	27	
WBA-1	Windboard	90	19	3400	4	
WBA-2	Windboard	90	19	3535	4	
WBC	Windboard	19	40	3527	2	
COL-1	Column	115	115	2800	1	
COL-2	Column	115	115	2800	1	
COL-3	Column	115	115	2800	1	
COL-4	Column	115	115	2440	1	
COL-5	Column	115	115	2440	1	
COL-6	Column	115	115	2440	1	

COL-7	Column	115	115	2440	1		
Instalaltion kit for assembly							
N01	Nail	---	2.5	40	300 (2*50+200)		
S-01	Screw	---	3	40	100		
S-02	Screw	---	5	60	56 (7*8)		
S-04	Screw	---	5	120	15 (5+10)		
CAP90	Height adjustment support for column	90	90	---	7	