









































































44 Carport+storage 5,7x7,9

ID	Name	Height	Width	Length	Qty	3D Front Axonometry	
FBE-1	Floor bearer	44	60	5500	2		-
FBE-2	Floor bearer	44	60	2260	2		-
A01	Wall A	135	44	485	30		
A02	Wall A	135	44	2580	1		
A03	Wall A	135	44	2680	1		
B01	Wall B	135	44	2580	16		
B02	Wall B	135	44	2680	1		
C01	Wall C	68	44	5700	1		
C02	Wall C	135	44	5700	16		
C03	Wall C	135	44	5700	1		
C04	Wall C	135	44	4920	1		
C05	Wall C	135	44	3936	1		
C06	Wall C	135	44	2952	1		
C07	Wall C	135	44	1968	1		
C08	Wall C	135	44	984	1		
D01	Wall D	68	44	5700	1		
D02	Wall D	135	44	5700	12		
D03	Wall D	135	44	1426	6		
D04	Wall D	135	44	1428	3		
D05	Wall D	135	44	5700	1		
D06	Wall D	135	44	5700	1		
D07	Wall D	135	44	4920	1		
D08	Wall D	135	44	3936	1		
D09	Wall D	135	44	2952	1		
D10	Wall D	135	44	1968	1		

D11	Wall D	135	44	984	1		
Extra01	Wall Extra	135	44	5700	1		
RB-1	Roof board	19	135/110/87	3111	40/50/63		
RB-2	Roof board	19	135/110/87	5472	47/58/73		
PR-1	Purlin	210	68	5817	1		
PR-2	Purlin	210	68	2783	1		
PR-3	Purlin	140	68	2680	4		
PR-4	Purlin	210	68	5424	3		
PR-5	Purlin	210	68	5570	1		
PR-6	Purlin	210	68	5570	1		
RF-1	Rafter	140	68	702	3		
RF-2	Rafter	100	68	895	6		
RF-3	Rafter	140	68	3121	6		
RF-4	Rafter	140	44	3121	12		
S-BEAM	Supporting beam	100	68	700	20		
COL-1	Column-1	115	115	2333	4		
COL-2	Column-2	115	115	2333	2		

COL-3	Column-3	115	115	2190	2		
COL-4	Column-4	115	115	2190	1		
Fence	Fence beam-1	45	25	5390	4		
Fence	Fence beam-2	70	19	2073	39		
WBA	Windboard	113	19	3171	4		
WBB	Windboard	113	19	4075	4		
WBC	Windboard	19	40	3171	4		
WBD	Windboard	25	30	4075	4		
WB-RMB	Rhombus	200	19	19	2		
STRM-BR	Storm braces	47	28	1980	4		
G-BEAM-1	Beams for grooves of windows and doors openings	22	22	1980	2		
G-BEAM-2		22	22	390	4		
Installation kit for assembly							
N01	Nail	---	2,5	40	1100 (500*2+50*2)		
S-01	Screw	---	3	40	190 (100*2)		
S-02	Screw	---	5	60	80 (10*8)		
S-03	Screw	---	5	100	100		
S-04	Screw	---	5	120	70 (50+10*2)		
SR	Washer	---	M10	---	8		

	Screw	---	8	50	8		
CAP90	Height adjustment support for column	90	90	---	9	