































28 Garage 3,2x5,2

ID	Name	Height	Width	Length	Qty	3D Front Axonometry	
FBE-1	Floor bearer	28	60	5000	2		—
FBE-2	Floor bearer	28	60	2880	2		—
A01	Logs	68	28	405	1		⊘
A02	Logs	68	28	405	1		⊘
A03	Logs	135	28	405	15		⊘
A04	Logs	135	28	405	15		⊘
B01	Logs	135	28	3200	1		⊘
C01	Logs	68	28	3200	1		⊘
C02	Logs	135	28	3200	15		⊘
D01	Logs	135	28	1000	14		⊘
D02	Logs	135	28	3340	7		⊘
D03	Logs	135	28	1030	7		⊘
D04	Logs	135	28	1000	7		⊘
D05	Logs	135	28	5200	1		⊘
D06	Logs	135	28	5400	1		⊘
E01	Logs	135	28	5200	14		⊘
E02	Logs	135	28	5200	1		⊘
E03	Logs	135	28	5400	1		⊘
Extra01	Logs	135	28	5400	1		⊘
GBLA01	Logs Skliautai	135	28	3200	1		⊘
GBLA02	Logs Skliautai	135	28	2523	1		⊘
GBLA03	Logs Skliautai	135	28	1682	1		⊘
GBLA04	Logs Skliautai	135	28	841	1		⊘
GBLB01	Logs Skliautai	135	28	3200	1		⊘
GBLB02	Logs Skliautai	135	28	2520	1		⊘
GBLB03	Logs Skliautai	135	28	1682	1		⊘
GBLB04	Logs Skliautai	135	28	841	1		⊘
GBLC01	Logs Skliautai	135	28	3200	1		⊘
GBLC02	Logs Skliautai	135	28	2523	1		⊘
GBLC03	Logs Skliautai	135	28	1682	1		⊘
GBLC04	Logs Skliautai	135	28	841	1		⊘

Garage 3,2x5,2 28mm Packing list

PR-1	Purlin	140	44	5400	2		
PR-2	Purlin	140	44	5400	1		
RB-1	Roof board	19	135/110/87	973	81/99/125		
RB-2	Roof board	19	135/110/87	865	81/99/125		
WBA	Windboard A	90	19	1957	4		
WBB	Windboard B	70	19	5400	2		
WBC	Windboard C	19	40	1957	4		
WBD	Windboard D	25	30	5400	2		
WB-RMB	Rhombus	200	19	19	2		
STRM-BR	Storm braces	47	28	1980	4		
Installation kit for assembly							
N01	Nail	---	2,5	40	500 (200*2+100)		
S-01	Nail	---	3	40	100		
S-03	Screw	---	5	100	10		
S-04	Screw	---	5	120	20 (10*2)		
SB	Washer	---	M10	---	8		
	Screw	---	8	50	8	