











## 28 Alva 3x4

| ID      | Name         | Height | Width      | Length | Qty       | 3D Front Axonometry |   |
|---------|--------------|--------|------------|--------|-----------|---------------------|---|
| FBE-1   | Floor bearer | 28     | 60         | 3800   | 6         |                     | - |
| A01     | Wall A       | 135    | 28         | 1297   | 7         |                     |   |
| A02     | Wall A       | 135    | 28         | 300    | 14        |                     |   |
| A03     | Wall A       | 135    | 28         | 300    | 7         |                     |   |
| A04     | Wall A       | 135    | 28         | 280    | 7         |                     |   |
| B01     | Wall B       | 135    | 28         | 3000   | 14        |                     |   |
| C01     | Wall C       | 68     | 28         | 4000   | 1         |                     |   |
| C02     | Wall C       | 135    | 28         | 4000   | 6         |                     |   |
| C03     | Wall C       | 135    | 28         | 1345   | 5         |                     |   |
| C04     | Wall C       | 135    | 28         | 1345   | 5         |                     |   |
| C05     | Wall C       | 135    | 28         | 1745   | 1         |                     |   |
| C06     | Wall C       | 135    | 28         | 1345   | 2         |                     |   |
| C07     | Wall C       | 135    | 28         | 2245   | 1         |                     |   |
| C08     | Wall C       | 135    | 28         | 5400   | 1         |                     |   |
| D01     | Wall D       | 68     | 28         | 4000   | 1         |                     |   |
| D02     | Wall D       | 135    | 28         | 4000   | 11        |                     |   |
| D03     | Wall D       | 135    | 28         | 4400   | 1         |                     |   |
| D04     | Wall D       | 135    | 28         | 4900   | 1         |                     |   |
| D05     | Wall D       | 135    | 28         | 5400   | 1         |                     |   |
| Extra01 | Wall Extra   | 135    | 28         | 5400   | 1         |                     |   |
| GBL01   | Gable ends   | 135    | 28         | 3000   | 2         |                     |   |
| GBL02   | Gable ends   | 135    | 28         | 2349   | 2         |                     |   |
| GBL03   | Gable ends   | 135    | 28         | 1565   | 2         |                     |   |
| GBL04   | Gable ends   | 135    | 28         | 781    | 2         |                     |   |
| PR-1    | Purlin       | 140    | 44         | 5400   | 2         |                     |   |
| PR-2    | Purlin       | 140    | 44         | 5400   | 1         |                     |   |
| RB-1    | Roof board   | 19     | 87/110/135 | 1745   | 125/99/81 |                     | - |
| FB-1    | Floor board  | 19     | 87/110/135 | 2739   | 44/35/28  |                     | - |
| TRIM    | Trim         | 40     | 19         |        | 15 m'     |                     |   |
| WBA     | Windboard A  | 90     | 19         | 1864   | 4         |                     |   |
| WBB     | Windboard B  | 70     | 19         | 5400   | 2         |                     |   |

Alva 3x4 28mm Packing list

|                                      |              |     |     |      |               |   |   |
|--------------------------------------|--------------|-----|-----|------|---------------|---|---|
| WBC                                  | Windboard C  | 19  | 40  | 1864 | 4             |   | - |
| WBD                                  | Windboard D  | 25  | 30  | 5400 | 2             |   | □ |
| WB-RMB                               | Rhombus      | 200 | 19  | 19   | 2             |  | ◇ |
| STRM-BR                              | Storm braces | 47  | 28  | 1980 | 4             |  | □ |
| <b>Installation kit for assembly</b> |              |     |     |      |               |   |   |
| N01                                  | Nail         | --- | 2.5 | 40   | 700 (500+200) |  | • |
| S-01                                 | Screw        | --- | 3   | 40   | 100           |  | ⊕ |
| S-03                                 | Screw        | --- | 5   | 100  | 10            |  | ⊕ |
| S-04                                 | Screw        | --- | 5   | 120  | 10            |  | ⊕ |
| SB                                   | Washer       | --- | M10 | ---  | 8             |  | ⊙ |
|                                      | Screw        | --- | 8   | 50   | 8             |  | ⊕ |