






























































44 Togo 3x3

ID	Name	Height	Width	Length	Qty	3D Front Axonometry	
FBE-1	Floor bearer	44	60	2800	2		
FBE-2	Floor bearer	44	60	2680	6		
A01	Wall A	135	44	394	30		
A02	Wall A	135	44	3000	2		
A03	Wall A	135	44	3000	1		
B01	Wall B	135	44	3000	16		
B02	Wall B	135	44	3000	1		
C01	Wall C	68	44	3000	1		
C02	Wall C	135	44	3000	15		
D01	Wall D	68	44	444	1		
D02	Wall D	68	44	2046	1		
D03	Wall D	135	44	444	14		
D04	Wall D	135	44	2046	14		
D05	Wall D	135	44	3000	1		
Extra01	Wall Extra	135	44	3100	1		
GBL01	Gable ends	135	44	3100	2		
GBL02	Gable ends	135	44	3100	2		
PR-1	Purlin	140	68	3000	2		
RB-1	Roof board	19	135/110/87	3101	23/29/36		
FB-1	Floor board	19	135/110/87	2707	21/26/32		
TRIM	Trim	40	19		13 m'		
WB-1	Windboard	28	135	3156	4		

Togo 3x3 Packing list

WB-2	Windboard	28	135	3000	4		
Beam-1	Beam	140	44	103	4		
Beam-2	Beam	140	44	203	4		
Beam-3	Beam	100	44	2025	1		
Installation kit for assembly							
N01	Nail	---	2,5	40	400 (200*2)		
S-01	Screw	---	3	40	100		
S-03	Screw	---	5	100	10		
S-04	Screw	---	5	120	20 (10*2)		
SB	Washer	---	M10	---	8		
	Screw	---	8	50	8	