
































































































44 Eric 3,3x7,36 v.1 (Premium)

ID	Name	Height	Width	Length	Qty	3D Front Axonometry	
FBE-1	Floor bearer	44	60	3100	6		
FBE-2	Floor bearer	44	60	4060	1		
A01	Wall A	135	44	845	30		
A02	Wall A	135	44	3300	1		
A03	Wall A	135	44	3300	1		
B01	Wall B	135	44	3178	8		
B02	Wall B	135	44	4182	8		
B03	Wall B	135	44	3322	8		
B04	Wall B	135	44	4038	8		
B05	Wall B	68	44	3178	1		
B06	Wall B	68	44	4182	1		
C01	Wall C	68	44	3300	1		
C02	Wall C	135	44	3300	15		
D01	Wall D	68	44	3300	1		
D02	Wall D	135	44	3300	15		
E01	Wall E	68	44	244	1		
E02	Wall E	135	44	244	15		
E03	Wall E	135	44	244	1		
F01	Wall F	68	44	259	1		
F02	Wall F	135	44	259	15		
F03	Wall F	135	44	259	1		
GBL01	Gable ends	135	44	3300	1		
GBL02	Gable ends	68	44	3156	1		
GBL03	Gable ends	135	44	3300	1		
GBL04	Gable ends	68	44	3156	1		
EXTRA01	Wall extra	135	44	4038	1		
PR-1	Purlin	140	68	3300	3		
PR-2	Purlin	140	68	4304	1		
PR-3	Purlin	140	68	4304	3		

PR-4	Purlin	140	68	3160	1		
S-BEAM-1	Beam (for windboards installation)	140	44	100	6		
S-BEAM-2	Beam (for windboards installation)	140	44	210	14		
S-BEAM-3	Beam (for windboards installation)	140	44	144	8		
RB	Roof board	135/110/87	19	3411	56/68/86		
FB	Floor board	135/110/87	19	3007	23/29/36		
TRIM	Trim	40	19		12m'		
WB	Windboard	28	135	3466	4		
WB	Windboard	28	135	3680	8		
COL-1	Column	85	85	2130	1		
COL-2	Column	85	85	2193	1		
STRM-BR	Storm braces	47	28	1980	4		
Installation kit for assembly							
N01	Nail	---	2,5	40	700 (500+100)		
S-01	Screw	---	3	40	100		
S-02	Screw	---	5	60	16 (8*2)		
S-03	Screw	---	5	100	100		
S-04	Screw	---	5	120	25 (10*2+5)		
SB	Washer	---	M10	---	8		
	Screw	---	8	50	8		
CAP90	Height adjustment support for column	80	80	---	2	