












































































44 Murray 4x6 v.1

ID	Name	Height	Width	Length	Qty	3D Front Axonometry	
FBE-1	Floor bearer	44	60	5800	2		-
FBE-2	Floor bearer	44	60	3680	11		-
A01	Wall A	68	44	2550	1		▢
A02	Wall A	68	44	2550	1		▢
A03	Wall A	135	44	2550	7		▢
A04	Wall A	135	44	2550	7		▢
A05	Wall A	135	44	610	14		▢
A06	Wall A	135	44	630	7		▢
A07	Wall A	135	44	630	7		▢
A08	Wall A	135	44	5960	1		▢
A09	Wall A	135	44	3632	1		▢
A10	Wall A	135	44	2528	1		▢
B01	Wall B	68	44	5960	1		▢
B02	Wall B	135	44	5960	15		▢
B03	Wall B	135	44	3632	1		▢
B04	Wall B	135	44	2528	1		▢
C01	Wall C	135	44	3960	8		▢
C02	Wall C	135	44	3960	1		▢
C03	Wall C	135	44	1325	12		▢
C04	Wall C	135	44	3960	1		▢
D01	Wall D	135	44	1550	30		▢
D02	Wall D	135	44	3960	1		▢
E01	Wall E	135	44	3960	8		▢
E02	Wall E	135	44	3960	1		▢
E03	Wall E	135	44	1325	12		▢
E04	Wall E	135	44	3960	1		▢
Extra01	Wall Extra	135	44	5960	1		▢
GBL01	Gable ends	135	44	3960	3		▢
GBL02	Gable ends	135	44	3302	3		▢
GBL03	Gable ends	135	44	2477	3		▢

Murray 4x6 v.1 Packing list

GBL04	Gable ends	135	44	1651	3		
GBL05	Gable ends	135	44	826	3		
PR-1	Purlin	140	68	3852	2		
PR-2	Purlin	140	68	3852	1		
PR-3	Purlin	140	68	2748	2		
PR-4	Purlin	140	68	2748	1		
RB-1	Roof board	19	135/110/87	2262	94/116/146		
FB-1	Floor board	19	135/110/87	3381	29/35/44		
FB-2	Floor board	19	135/110/87	2277	28/34/43		
TRIM	Trim	40	19		30 m'		
WBA	Windboard A	90	19	2381	4		
WBB	Windboard B	70	19	3100	4		
WBC	Windboard C	19	40	2381	4		
WBD	Windboard D	25	30	3100	4		
WB-RMB	Rhombus	200	19	19	2		
STRM-BR	Storm braces	47	28	1980	4		
G-Beam01	Beams for grooves of windows and doors openings	20	20	920	8		
G-Beam02		20	20	1980	4		
Installation kit for assembly							
N01	Nail	---	2,5	40	1000 (500*2)		
S-01	Screw	---	3	40	100		
S-03	Screw	---	5	100	15(10+5)		
S-04	Screw	---	5	120	50		
SB	Washer	---	M10	---	8		
	Screw	---	8	50	8	