













44 Linus 5x5 v.2

ID	Name	Height	Width	Length	Qty	3D Front Axonometry	
FBE-1	Floor bearer	44	60	4800	9		-
A01	Wall A	135	44	2727	7		
A02	Wall A	135	44	663	21		
A03	Wall A	135	44	754	7		
B01	Wall B	135	44	5000	14		
C01	Wall C	68	44	5000	1		
C02	Wall C	135	44	5000	6		
C03	Wall C	135	44	1845	12		
C04	Wall C	135	44	2145	1		
C05	Wall C	135	44	2445	1		
C06	Wall C	135	44	6000	1		
D01	Wall D	68	44	5000	1		
D02	Wall D	135	44	5000	11		
D03	Wall D	135	44	5300	1		
D04	Wall D	135	44	5600	1		
D05	Wall D	135	44	6000	1		
Extra01	Wall Extra	135	44	6000	1		
GBL01	Gable ends	135	44	5000	2		
GBL02	Gable ends	135	44	4188	2		
GBL03	Gable ends	135	44	3140	2		
GBL04	Gable ends	135	44	2092	2		
GBL05	Gable ends	135	44	1044	2		
PR-1	Purlin	140	68	6000	4		
PR-2	Purlin	140	68	6000	1		
RB-1	Roof board	19	135/110/87	2737	91/111/139		-
FB-1	Floor board	19	135/110/87	4707	36/44/56		-
TRIM	Trim	40	19		21 m'		

WBA	Windboard A	90	19	2856	4			
WBB	Windboard B	70	19	6000	2			
WBC	Windboard C	19	40	2856	4		-	
WBD	Windboard D	25	30	6000	2		□	
WB-RMB	Rhombus	200	19	19	2		◇	
STRM-BR	Storm braces	47	28	1980	4		□	
Installation kit for assembly								
N01	Nail	---	2,5	40	1100 (500+500+100)		•	
S-01	Screw	---	3	40	100		+	
S-03	Screw	---	5	100	10		+	
S-04	Screw	---	5	120	15 (10+5)		+	
SB	Washer	---	M10	---	8		○	
	Screw	---	8	50	8		+	