













44 Linus 4x4 v.2

| ID | Name | Height | Width | Length | Qty | 3D Front Axonometry | |
|---------|--------------|--------|------------|--------|-----------|---------------------|---|
| FBE-1 | Floor bearer | 44 | 60 | 3800 | 7 | | — |
| A01 | Wall A | 135 | 44 | 2030 | 7 | | ⌋ |
| A02 | Wall A | 135 | 44 | 360 | 21 | | ⌋ |
| A03 | Wall A | 135 | 44 | 360 | 7 | | ⌋ |
| B01 | Wall B | 135 | 44 | 4000 | 14 | | ⌋ |
| C01 | Wall C | 68 | 44 | 4000 | 1 | | ⌋ |
| C02 | Wall C | 135 | 44 | 4000 | 6 | | ⌋ |
| C03 | Wall C | 135 | 44 | 1345 | 12 | | ⌋ |
| C04 | Wall C | 135 | 44 | 1645 | 1 | | ⌋ |
| C05 | Wall C | 135 | 44 | 1945 | 1 | | ⌋ |
| C06 | Wall C | 135 | 44 | 5000 | 1 | | ⌋ |
| D01 | Wall D | 68 | 44 | 4000 | 1 | | ⌋ |
| D02 | Wall D | 135 | 44 | 4000 | 11 | | ⌋ |
| D03 | Wall D | 135 | 44 | 4300 | 1 | | ⌋ |
| D04 | Wall D | 135 | 44 | 4600 | 1 | | ⌋ |
| D05 | Wall D | 135 | 44 | 5000 | 1 | | ⌋ |
| Extra01 | Wall Extra | 135 | 44 | 5000 | 1 | | ⌋ |
| GBL01 | Gable ends | 135 | 44 | 4000 | 2 | | ⌋ |
| GBL02 | Gable ends | 135 | 44 | 3185 | 2 | | ⌋ |
| GBL03 | Gable ends | 135 | 44 | 2123 | 2 | | ⌋ |
| GBL04 | Gable ends | 135 | 44 | 1062 | 2 | | ⌋ |
| PR-1 | Purlin | 140 | 68 | 5000 | 2 | | ⌋ |
| PR-2 | Purlin | 140 | 68 | 5000 | 1 | | ⌋ |
| RB-1 | Roof board | 19 | 135/110/87 | 2218 | 76/93/117 | | — |
| FB-1 | Floor board | 19 | 135/110/87 | 3707 | 29/35/44 | | — |
| TRIM | Trim | 40 | 19 | | 19 m' | | |
| WBA | Windboard A | 90 | 19 | 2337 | 4 | | ⌋ |
| WBB | Windboard B | 70 | 19 | 5000 | 2 | | ⌋ |
| WBC | Windboard C | 19 | 40 | 2337 | 4 | | — |
| WBD | Windboard D | 25 | 30 | 5000 | 2 | | — |
| WB-RMB | Rhombus | 200 | 19 | 19 | 2 | | ◆ |
| STRM-BR | Storm braces | 47 | 28 | 1980 | 4 | | ⌋ |

| Installation kit for assembly | | | | | | | |
|-------------------------------|--------|-----|-----|-----|---------------|---|---|
| N01 | Nail | --- | 2,5 | 40 | 700 (500+200) |  |  |
| S-01 | Screw | --- | 3 | 40 | 100 |  |  |
| S-03 | Screw | --- | 5 | 100 | 10 |  |  |
| S-04 | Screw | --- | 5 | 120 | 10 |  |  |
| SB | Washer | --- | M10 | --- | 8 |  |  |
| | Screw | --- | 8 | 50 | 8 |  |  |