












44 Erna 2,5x3,4 v.2

ID	Name	Height	Width	Length	Qty	3D Front Axonometry	
FBE-1	Floor bearer	44	60	3200	5		
A01	Wall A	68	44	344	1		
A02	Wall A	68	44	1446	1		
A03	Wall A	135	44	344	7		
A03	Wall A	135	44	344	13		
A04	Wall A	135	44	1446	6		
A05	Wall A	135	44	392	7		
A06	Wall A	135	44	3400	1		
A07	Wall A	135	44	3600	1		
B01	Wall B	68	44	3400	1		
B02	Wall B	135	44	3400	14		
B03	Wall B	135	44	3600	1		
C01	Wall C	135	44	2500	15		
D01	Wall D	135	44	2500	15		
Extra01	Wall Extra	135	44	3600	1		
GBL01	Gable ends	135	44	2500	2		
GBL02	Gable ends	135	44	1772	2		
GBL03	Gable ends	135	44	886	2		
PR-1	Purlin	140	68	3600	2		
PR-2	Purlin	140	68	3600	1		
RB-1	Roof board	19	135/110/87	1464	56/68/86		
FB-1	Floor board	19	135/110/87	2207	24/29/37		
TRIM	Trim	40	19		13 m'		
WBB	Windboard A	90	19	1583	4		

Erna 2,5x3,4 v.2 44mm Packing list

WBB	Windboard B	70	19	3600	2		⌈
WBC	Windboard C	19	40	1583	4		-
WBD	Windboard D	25	30	3600	2		▣
WB-RMB	Rhombus	200	19	19	2		◊
STRM-BR	Storm braces	47	28	1980	4		▣
Installation kit for assembly							
N01	Nail	---	2,5	40	500		●
S-01	Screw	---	3	40	100		⊕
S-03	Screw	---	5	100	10		⊕
S-04	Screw	---	5	120	10		⊕
SB	Washer	---	M10	---	8		⊙
	Screw	---	8	50	8		⊕